



# COUNTDOWN **2: DRIVE**



## **Countdown 2: Drive How To Presentation**



# Welcome to Countdown2Drive

This presentation will guide you through the Countdown2Drive website so you can successfully complete the Passenger Agreement

## COUNTDOWN 2: DRIVE

*Safe passengers today  
Good drivers tomorrow.*



### Earn Trust. Gain Respect.

Countdown2Drive helps families build trust around a core reality of American life: the car. Teens love the freedom riding in a car (and driving) can provide. Parents are understandably nervous: Nothing kills more teens than car crashes. Countdown2Drive helps families build passenger agreements to bridge the gap, setting a tone of mutual respect as today's younger teens move closer to becoming tomorrow's drivers.

Parents can sleep better and teens can earn the respect and trust they deserve. Start building trust right now.

TEENS GET STARTED

PARENTS GET STARTED

### ALREADY JOINED? LOGIN.

Username:

Password:

[Forgot Password?](#)

LOGIN

ABOUT THE AGREEMENT

FOR PARENTS

RESOURCES

# Step 1: Create a profile

Teen? Parent? Click the appropriate icon

driving) can provide. Parents are understandably nervous: Nothing kills more teens than car crashes. Countdown2Drive helps families build passenger agreements to bridge the gap, setting a tone of mutual respect as today's younger teens move closer to becoming tomorrow's drivers.

Parents can sleep better and teens can earn the respect and trust they deserve. Start building trust right now.

**TEENS GET STARTED**

**PARENTS GET STARTED**

**ALREADY JOINED? LOGIN.**

Username:

Password:



# Teen? Let's start...

Fill in the appropriate information in the fields below, then click "START"  
If you attended a Community C2D Rally your leader should have given you a 4 to 5 digit event number, but if not select "no" and work without the number

We'll need a little more information first

Your First Name*	Have you participated in a SafeKids event?
<input type="text" value="First"/>	<input checked="" type="radio"/> No <input type="radio"/> Yes. I attended event # <input type="text"/>
Your Last Name*	Parent's Email*
<input type="text" value="Last"/>	<input type="text" value="firstmom@example.com"/>
Your Email (if you have one)	Confirm your Email
<input type="text" value="first.last@example.com"/>	<input type="text" value="first.last@example.com"/>

*We won't use your name and email for anything besides sending your part of the Passenger Agreement to your parent.*

and an username and a password to make it secure.


Create Username*	
<input type="text" value="first.last"/>	
Create Password*	Confirm Password*
<input type="password" value="....."/>	<input type="password" value="....."/>

# Step 2:

Set the Rules! Select the most appropriate response to questions  
Customize the program to fit your families needs by completing  
the “other” sections.

COUNTDOWN  
2: DRIVE

Safe passengers today  
Good drivers tomorrow.



[click here to go to the home page](#)

### Set the Rules

It's no surprise why parents worry about giving their kids freedom to get rides from other people. Nothing kills more teenagers than car crashes.

The good news is you can cut your risks way down — and make your parents feel a lot better — by setting some rules that tackle **five major risk areas**:

- Seat belts:** Agree to always wear your seat belt.
- Distractions:** Agree to never distract the driver.
- Impaired drivers:** Agree to never ride with a driver who has been drinking or taking drugs.
- Inexperienced drivers:** Agree never to ride with drivers who have too little experience.
- Unsafe drivers:** Agree to avoid drivers you know are unsafe.

These rules are the starting point. But your parents are probably worried about other stuff as well. To reassure them — and get more freedom in the process — you will need to add other rules to the mix. Let's begin by figuring out which fears make your parents worry more.

How much do you think each of the following issues worry your parents?

**Not knowing where you are**

☒ Select One ☐ A lot ☐ Some ☐ A Little Bit ☐ Not At All

**Losing touch with you**

☒ Select One ☐ A lot ☐ Some ☐ A Little Bit ☐ Not At All

**Having you come home too late**

☒ Select One ☐ A lot ☐ Some ☐ A Little Bit ☐ Not At All

**The possibility that you might accept a ride from a driver they feel is unsafe or inappropriate**

☒ Select One ☐ A lot ☐ Some ☐ A Little Bit ☐ Not At All

1  
Set the Rules

2  
Parental Commitments

3  
Rewards

4  
Set Penalties & Submit

**You are **not connected** to your parent.**

**You have **not completed** your questionnaire.**




**An **email has been sent** to your parent asking them to sign up.**

# Step 3:

Teen and parent ranks parental commitment importance.

## Parental Commitments

Now let's think about some things your parent could do to help you stick to the Passenger Agreement and get ready to drive one day. Below are some possibilities.

-  You are **not connected** to your parent.
-  You have **not completed** your questionnaire.
-  An **email has been sent** to your parent asking them to sign up.

Read each one and rank how important it would be to you.

Your parent promises to come get you or find a ride for you — no questions asked — if you tell them you feel unsafe accepting another ride.

☐ Select One ☒ Very important ☐ Fairly important ☐ A little bit important ☐ Not at all important

Your parent promises be a good role model by following the rules of the road and serving as an example of safe driving.

☐ Select One ☐ Very important ☒ Fairly important ☐ A little bit important ☐ Not at all important

Your parent promises to help you learn to drive by talking to you about safe driving and pointing out good and bad examples on the road.

☐ Select One ☐ Very important ☒ Fairly important ☐ A little bit important ☐ Not at all important

When it's time to get your learner's permit, your parent promises to help you prepare for your test. Once you have your permit, your parent promises to immediately begin teaching you to drive or to find you another instructor.

☐ Select One ☐ Very important ☒ Fairly important ☐ A little bit important ☐ Not at all important

Are there any other commitments you would like from your parents?

☐ No

☒ Yes. State commitments here:

Parent promises to buy me a Ferrari if I get straight A's

Characters remaining: 93

Save & Exit [« Back](#)

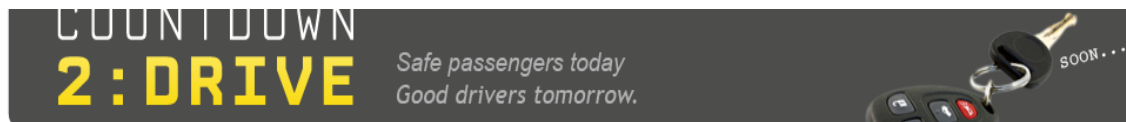
[Go Next: Rewards](#)

**NEXT »**






# Step 4:

Teen and parents select potential “Rewards” (to be negotiated)



## Rewards

Most teens say the thing they like most about the C2D Passenger Agreement is the chance to earn their parent's trust and respect. But then again, rewards never hurt. If you could earn rewards for sticking to the Passenger Agreement, what would you choose?

-  You are **not connected** to your parent.
-  You have **not completed** your questionnaire.
-  An **email has been sent** to your parent asking them to sign up.

Click on the rewards below that you would like to earn or fill in a few of your own (keeping your parent's budget in mind). Check all that apply.

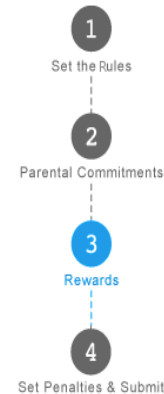
Each month I follow the Passenger Agreement, I can earn:

- ☐ More TV / video game time
- ☐ More computer time
- ☐ Giving me control of TV remote one evening a week
- ☐ Allowing me to choose the music in the car
- ☐ A "get-out-of-a-chore" free card
- ☐ Other (please list):

Characters remaining: 100

After six months of following the Passenger Agreement, I can earn:

- ☐ A new book or a new magazine subscription
- ☐ A later curfew
- ☐ Money and permission to go out to dinner with a friend
- ☐ A clothing gift card






# Step 5:

Teen and parents select potential “Penalties” (to be negotiated)

## 2 : DRIVE

Safe passengers today  
Good drivers tomorrow.



### Penalties

You and your parent are more likely to take the Countdown2Drive (C2D) Passenger Agreement seriously if you agree to some consequences for not following the rules.

You are **not connected** to your parent.

You have **not completed** your questionnaire.

An **email has been sent** to your parent asking them to sign up.

Look at the penalties below and decide which ones make the most sense for you and your family. Check all that apply.

**If I break the Passenger Agreement one time:**

☐ I will lose a reward for that month

☐ Another punishment (please list):

Characters remaining: 100

**If I break the Passenger Agreement multiple times:**

☐ I will lose all rewards for that month

☐ I will lose screen time (TV, games, computer)

☐ I will lose use of my cell phone for a period of time

☐ I will have an earlier curfew for a few months

☐ I will be grounded

☐ I will be assigned additional chores

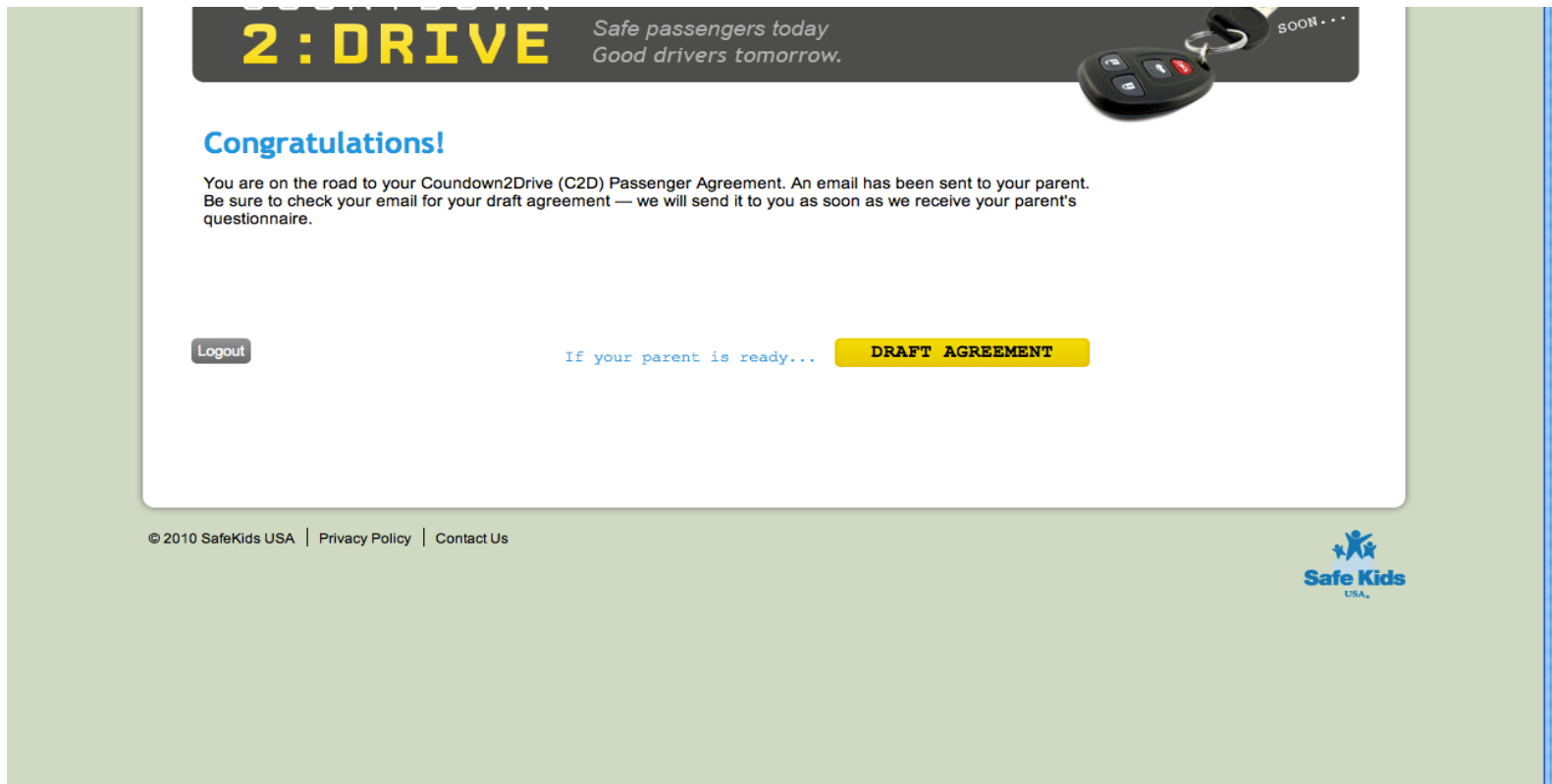
☐ Another punishment (please list):

- 1  
Set the Rules
- 2  
Parental Commitments
- 3  
Rewards
- 4  
Set Penalties & Submit

# Step 6:

Congratulations!

The program automatically notifies the other party that one questionnaire is submitted and waiting for the second questionnaire to be completed



The screenshot shows a web interface for the Countdown2Drive (C2D) program. At the top, a dark banner features the text "2 : DRIVE" in large yellow letters, followed by the tagline "Safe passengers today Good drivers tomorrow." in white. To the right of the banner is an image of a car keychain with a "SOON..." tag. Below the banner, the heading "Congratulations!" is displayed in blue. The main text reads: "You are on the road to your Countdown2Drive (C2D) Passenger Agreement. An email has been sent to your parent. Be sure to check your email for your draft agreement — we will send it to you as soon as we receive your parent's questionnaire." At the bottom of the main content area, there are three elements: a "Logout" button on the left, the text "If your parent is ready..." in the center, and a yellow "DRAFT AGREEMENT" button on the right. The footer of the page includes the copyright notice "© 2010 SafeKids USA | Privacy Policy | Contact Us" on the left and the Safe Kids USA logo on the right.

**2 : DRIVE** Safe passengers today  
Good drivers tomorrow.

**Congratulations!**

You are on the road to your Countdown2Drive (C2D) Passenger Agreement. An email has been sent to your parent. Be sure to check your email for your draft agreement — we will send it to you as soon as we receive your parent's questionnaire.

[Logout](#) If your parent is ready... [DRAFT AGREEMENT](#)

© 2010 SafeKids USA | [Privacy Policy](#) | [Contact Us](#)

Safe Kids  
USA

# Step 7:

Parent and teen come together for following steps

COUNTDOWN  
**2: DRIVE**

*Safe passengers today  
Good drivers tomorrow.*



## Complete Your Agreement

Your C2D Passenger Agreement is just a few clicks away. Teens, grab your parent (or if you are a parent, go get your teen). You'll want to sit together during this last step so you can talk through the rules you've chosen.

David's username:

David's password:

Are both of you ready? Let's begin.

**START »**

© 2010 SafeKids USA | [Privacy Policy](#) | [Contact Us](#)

# Step 8:


## Review the Rules Together

COUNTDOWN  
**2: DRIVE**

*Safe passengers today  
Good drivers tomorrow.*



### Review Your Rules

Here are the rules that are recommended for your family. Based on your answers to our questionnaire, these rules will help one or both of you feel more confident when drivers other than a parent are at the wheel. In some cases, we also may recommend a rule to consider. Our recommendations are marked with the  symbol.

Review the rules and talk about them together. The five key rules are the basis of your Passenger Agreement. If you decide any of the other rules won't work for your family, just click the Remove button.

#### Look Over These Rules

##### **I will always wear my seat belt.**

A seat belt is the easiest way to protect yourself in a crash. Using a lap/shoulder belt can reduce the risk of dying in a car crash by almost half.

##### **Agree to never distract the driver.**

Driver distraction is a top reason for crashes. It's not just cell phones - passenger behavior can also be very distracting to the driver.

##### **I will never ride with a driver who has been drinking or taking drugs.**

Using alcohol and other drugs changes the way drivers make decisions and respond to emergencies.

##### **I will avoid drivers that I know are unsafe.**

Unsafe drivers can make you feel scared and put you in danger if they speed, pass cars when they shouldn't or make sudden moves that impact the safety of others.

**I will not ride with drivers who have too little experience. A driver must have their license for at least before I can accept a ride.** Most teen crashes are the result of "rookie" mistakes. Teens need time and practice to gain driving experience.

**I will always tell my parent where I'm going, who I'm with, and what time I'll be home. I will check in by text or by phone every time I arrive at a destination or leave to go somewhere else.**

Teens who have a specific destination and who check in regularly with their parents are more likely to have their parent's trust and build communication skills.

✕ REMOVE

**I will obey my curfew and call if I might be late. I will not ask a driver to hurry to get me home on time.**

Your crash risk rises at night and speeding to get home on time makes it worse. Meeting curfew keeps your parents from worrying and shows you're responsible.

✕ REMOVE

1

Rules

2

Commitments

3

Rewards

4

Penalties

5

Final Agreement

# Step 9:


## Review “Parental” Commitments Together

COUNTDOWN  
**2: DRIVE**

*Safe passengers today  
Good drivers tomorrow.*



### Review Parent Commitments

Here are the parent commitments that are recommended for your family. Based on your answers to our questionnaire, these commitments would make one or both of you feel more confident about the process of learning to drive. In some cases, we also may recommend a commitment to consider. Our recommendations are marked with the  symbol.

Review the commitments and talk about them together. If any of them won't work for your family, just click the Remove button.

#### Look Over These Commitments

##### **I am committed to your safety.**

If you feel unsafe accepting a ride, I expect you to call me. In return, I will come get you or find another ride for you – no questions asked.

✕ REMOVE

##### **I will be a good role model.**

I pledge to follow the rules of the road and teach you good driving habits through my example when you receive your learner's permit.

✕ REMOVE

##### **I will help you learn to be a safe driver and passenger.**

When we are in the car, I will talk to you about safe driving and point out good and bad examples on the road.

✕ REMOVE

##### **I will help guide you through the licensing process.**

I will help you set dates and prepare for your tests. After you get your permit, I will make sure you get the on-the-road training you need.

✕ REMOVE

##### **Parent promises to buy me a Ferrari if I get straight A's**

☒ Yes, please include.

☐ No, do not include.

1

Rules

2

Commitments

3

Rewards

4

Penalties

5

Final Agreement

 ANOTHER GOOD RULE

# Step 10:

## Set the “Rewards” Together

COUNTDOWN  
**2: DRIVE**

Safe passengers today  
Good drivers tomorrow.




### Choose Your Rewards



Here are the rewards that one or both of you chose. Rewards can help provide motivation for sticking to your Passenger Agreement. Teens, remember that rewards are nice but not necessary and depend on your family's values and budget.


Talk over the rewards together. You can choose all, some or none.


Each month I follow the Passenger Agreement, I can earn:

☒ A "get-out-of-a-chore" free card  


After six months of following the Passenger Agreement, I can earn:



☒ A later curfew  

☐ Money and permission to go out to dinner with a friend 

☒ More freedom to spend time with friends on the weekend  

Each year I follow the Passenger Agreement, I can earn:

☐ An outing to a theme park or sporting event of my choice 

☒ Contributions to a savings account that will pay for car expenses when I am older  

 PARENT SUGGESTED  TEEN SUGGESTED

[< Back](#)

[Up Next: Penalties](#)

**APPROVE >>**

1

Rules

2

Commitments

3

Rewards

4

Penalties

5

Final Agreement

# Step 11:

## Set the “Penalties” Together

COUNTDOWN  
**2: DRIVE**

*Safe passengers today  
Good drivers tomorrow.*





### Choose Your Penalties



Here are the consequences for breaking the Passenger Agreement that one or both of you chose. Penalties can help provide motivation for sticking to your Passenger Agreement.


Talk over the penalties together. You can choose all, some or none.



**If I break the Passenger Agreement one time:**



☒ Will lose a reward for that month  


**If I break the Passenger Agreement multiple times:**


☒ Will lose all rewards for that month  

☒ Will lose screen time (TV, games, computer) 

☒ Will lose use of my cell phone for a period of time  



☒ Will have an earlier curfew for a few months  



☐ Will be grounded 

☐ Will be assigned additional chores 

**If I routinely break the Passenger Agreement and fail to take it seriously:**

☐ Will lose all rewards until I start following the Passenger Agreement 

☒ Will not be allowed to ride in cars unless my parent is driving  

☐ Will have to wait an additional three months to get my learner's permit or driver's license  

 PARENT SUGGESTED  TEEN SUGGESTED

[« Back](#)

[Up Next: Your Final Agreement](#)

**APPROVE »**

1

Rules

2

Commitments

3

Rewards

4

Penalties

5

Final Agreement

# Step 12:

## Finalize the Agreement

COUNTDOWN  
**2: DRIVE**

*Safe passengers today  
Good drivers tomorrow.*



### Get Your Passenger Agreement

**That's it! Your Countdown2Drive (C2D) Passenger Agreement is ready.**

It's not official until the Passenger Agreement has both of your signatures – so make sure to print out a copy and sign on the line. Once signed, consider putting it on the refrigerator or another place where your family is likely to see it often. That way, you'll have a frequent reminder of the rules, consequences and rewards you have agreed to.

You can log back in anytime at [Countdown2Drive.org](http://Countdown2Drive.org) to print copies or renegotiate your Passenger Agreement. You'll need both parent and teen passwords to access your Passenger Agreement.

You may also want to check out our [Resources](#) page, where you can find information about the drivers licensing process in your state.

#### I Approve This Passenger Agreement

- ☒ Teen
- ☒ Parent

[« Back](#)

**EMAIL**

**PRINT**

CONGRATULATIONS! PRINT OR EMAIL YOUR PASSENGER AGREEMENT.

1

Rules

2

Commitments

3

Rewards

4

Penalties

5

Final Agreement





# Congratulations!

- Option to “EMAIL” or “PRINT” to create a copy of your personalized Passenger Agreement
- Post the Passenger Agreement in your home!!
- Return to C2D website to access your profile to receive additional information at anytime